



## ZigBee Plug-in

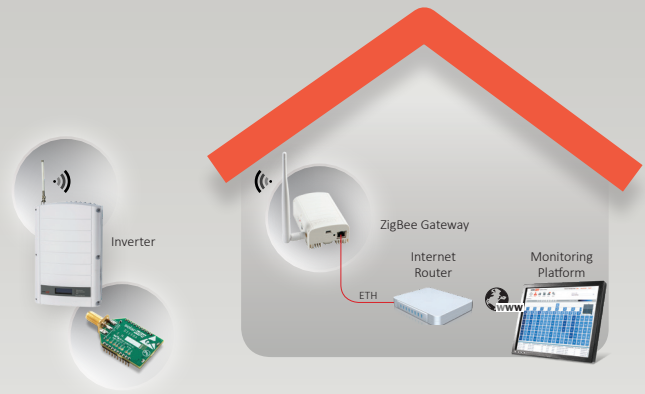
SE1000-ZBGW-K5 / SE1000-ZB05-SLV / SE1000-ZBRPT05



COMMUNICATION

### Simple Wireless Connectivity

- Connects SolarEdge inverters wirelessly to an Internet router
- ZigBee Plug-in unit installed within the inverter enclosure for outdoor resilience
- Antenna external to inverter for wider range
- Communication to Internet via Ethernet
- The ZigBee Gateway supports up to 15 SolarEdge devices (e.g. inverters) on the wireless network
- For Device Control use SE1000-ZB06-MOD

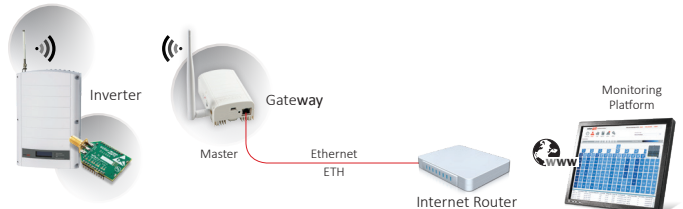


COMPATIBLE INVERTERS	SEXXXX-XXXXXNXXX (INVERTERS WITH A DISPLAY)	
FUNCTIONAL		UNIT
Number of devices that can be monitored	1-15	
Device Control Support	Use SE1000-ZB06-MOD*	
RF PERFORMANCE		
Transmit power	11.8	dBm
Receiver Sensitivity	-102	dBm
EIRP with Antenna	16.8	dBm
Maximum Emittted Power	≤ 20	dBm
Antenna gain	5	dBi
Operating Frequency Range	2.4-2.5	GHz
Bandwidth	2	MHz
Outdoor (LOS) range	400 / 1300	m / ft
Indoor range**	50 / 160	m / ft
ZIGBEE GATEWAY / ZIGBEE REPEATER		
Antenna	Included	
Power supply	Included, 100-240VAC	
Operating temperature	-20 to +60 / -4 to +140	°C / °F
Dimensions (H x W x D)	115 x 70 x 50 / 4.5 x 2.8 x 2.0	mm / in
Relative humidity (non condensing)	0 - 80	%
Ingress protection	IP20 (Indoor)	
ZIGBEE PLUG-IN		
Antenna, mounting bracket and RF cable	Included	
Dimensions (H x W x D)	22.0 x 32.9 x 4.1 / 0.9 x 1.3 x 0.2	mm / in
Ingress protection	IP65 (IP20 / indoor rated when installed inside Commercial Gateway or Firefighter Gateway)	
CERTIFICATION		
Safety	IEC60950, UL60950	
EMC Approvals	ETSI(Europe), C-Tick(Australia), Telec(Japan)	

\*<http://www.solaredge.com/sites/default/files/se-device-control-zigbee-module-datasheet.pdf>  
 \*\*Approximate values, may differ depending on specific installation conditions

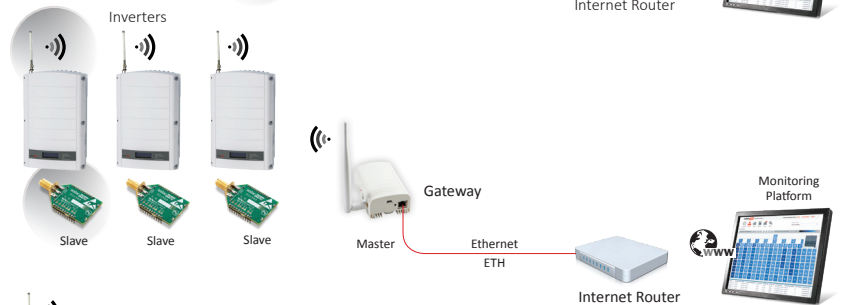
### Scenario A: Basic Kit

Part Number: SE1000-ZBGW-K5  
 - 1 x ZigBee Gateway  
 - 1 x ZigBee Plug-in  
 for single SolarEdge device



### Scenario B: Adding additional ZigBee Plug-ins

Part Number: SE1000-ZB05-SLV  
 - 1x ZigBee Plug-in  
 for connecting multiple devices to the same ZigBee gateway



### Scenario C: Extending range using a repeater

Part Number: SE1000-ZBRPT05  
 - 1 x ZigBee Repeater  
 for extending the ZigBee range

