

PS200 HR-04

Solar Submersible Pump System for 4" wells

System Overview

Head	max. 50 m
Flow rate	max. 0.73 m³/h

Technical Data

Controller PS200

- Control inputs for dry running protection, remote control etc.
- Protected against reverse polarity, overload and overtemperature
- Integrated MPPT (Maximum Power Point Tracking)
- Battery operation: Integrated low voltage disconnect

Power	max. 0.30 kW
Input voltage	max. 100 V
Optimum Vmp*	> 34 V
Nominal voltage (battery operation)	24 V & 48 V***
Motor current	max. 11 A
Efficiency	max. 98 %
Ambient temp.	-30...50 °C
Enclosure class	IP54

Motor ECDRIVE 200-HR

- Maintenance-free brushless DC motor
- Water filled
- Premium materials, stainless steel: AISI 304/316
- No electronics in the motor

Rated power	0.30 kW
Efficiency	max. 92 %
Motor speed	750...3300 rpm
Insulation class	F
Enclosure class	IP68
Submersion	max. 250 m

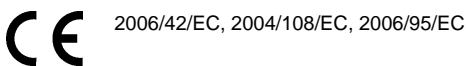
Pump End PE HR-04**

- Non-return valve
- Premium materials, stainless steel: AISI 304/316

Pump Unit PU HR-04 (Motor, Pump End)

Borehole diameter	min. 4,0 in
Water temperature	max. 50 °C

Standards



IEC/EN 61702:1995,
IEC/EN 62253 Ed.1

The logos shown reflect the approvals that have been granted for this product family. Products are ordered and supplied with the approvals specific to the market requirements.

*Vmp: MPP-voltage under Standard Test Conditions (STC): 1000 W/m² solar irradiance, 25 °C cell temperature

**Specify temperature range on order

***Reduced flow rate. Please refer to the pump characteristic chart in COMPASS.

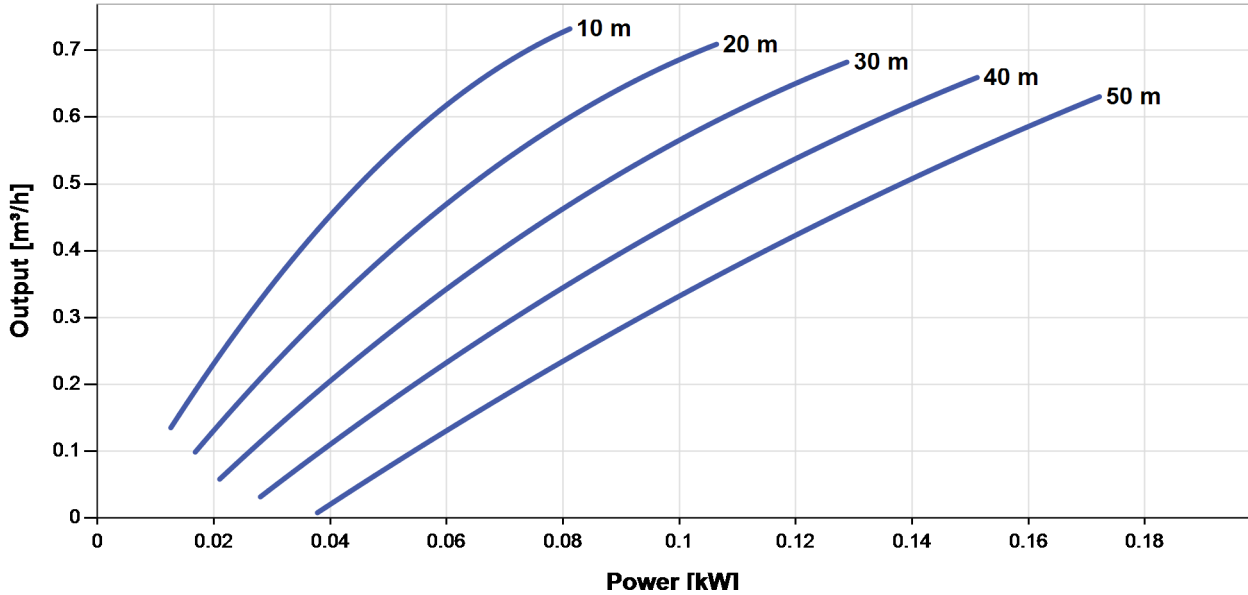


PS200 HR-04

Solar Submersible Pump System for 4" wells

Pump Chart

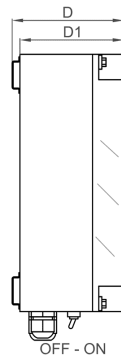
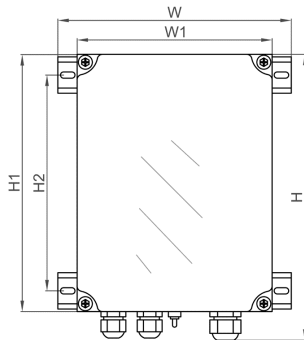
Vmp* > 34 V



Dimensions and Weights

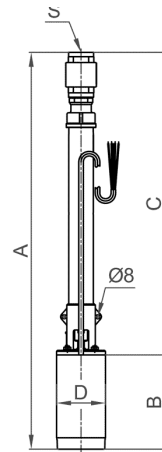
Controller

H = 276 mm
 H1 = 248 mm
 H2 = 208 mm
 W = 225 mm
 W1 = 188 mm
 D = 108 mm
 D1 = 100 mm



Pump Unit

A = 780 mm
 B = 185 mm
 C = 595 mm
 D = 96 mm
 S = 1.25 in



	Net weight
Controller	1.2 kg
Pump Unit	11 kg
Motor	7.0 kg
Pump End	4.2 kg

*Vmp: MPP-voltage under Standard Test Conditions (STC): 1000 W/m² solar irradiance, 25 °C cell temperature

BERNT LORENTZ GmbH & Co. KG
 Kroegerskoppel 7, 24558 Henstedt-Ulzburg, Germany,
 Tel +49 (0)4193 7548-0, Fax -29, www.lorentz.de



Created by LORENTZ COMPASS 3.0.10.9

All specifications and information are given with good intent, errors are possible and products may be subject to change without notice. Pictures may differ from actual products depending on local market requirements and regulations.