

## LBL/PACK1 – Labels for PV systems

The 'Guide to the installation of PV systems 2012' gives recommendations and requirements for the labelling of a PV system. All labels must be clear, easily visible and should be constructed and fixed so as to remain legible and in place throughout the design life of the system.

### **The Wind & Sun label pack fulfils these requirements.**

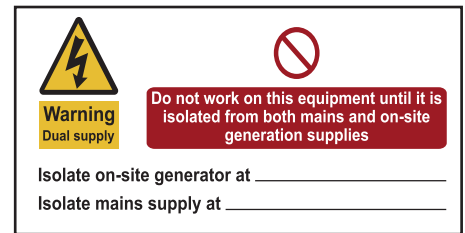
Labels can also be purchased individually in quantities of 10 of any one type at discount pricing.

Labels for off-grid PV systems, on & off-grid wind systems are also available.

### LBL/1 G83 Warning Dual Supply Label

For display at the service termination point, meter position and all isolation points.

LBL/1  
50 x 100 mm  
1 per pack



### LBL/2 Inverter Label

Recommended for use on all inverters.

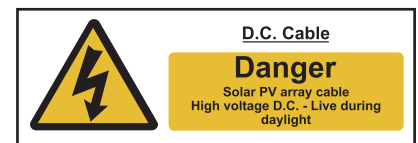
LBL/2  
30 x 90 mm  
1 per pack



### LBL/3 DC Cable Label

It is good practice to display this label along the DC cables, especially where long cable runs are required

LBL/3  
30 x 90 mm  
2 per pack



### LBL/4 Do not disconnect DC plugs and sockets under load Label

For use next to connectors, except those that are inaccessible to anyone except personnel trained in the course of PV maintenance or fault finding. Can be wrapped around DC cables.

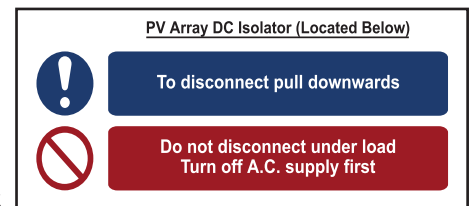
LBL/4  
15 x 140 mm  
2 per pack



### LBL/5 Inverter SMA ESS DC Isolator Label

Installations using inverters with integrated DC isolator do not need an additional DC isolator, provided correct labelling is used and installation operation manual describes shutdown procedure correctly

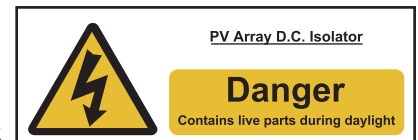
LBL/5  
40 x 100 mm  
1 per pack



### LBL/6 PV Array DC Isolator Label

For use on all DC Switches. (ON and OFF positions should be clearly labelled)

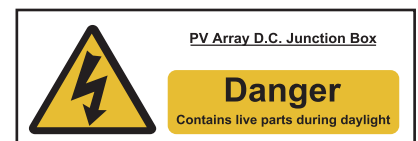
LBL/6  
30 x 90 mm  
1 per pack



### LBL/7 PV Array DC Junction Box Label

For use on all DC junction boxes.

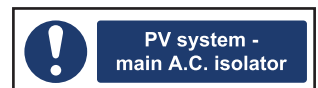
LBL/7  
30 x 90mm  
1 per pack



### LBL/8 PV system - main AC Isolator Label

For use on all AC switches/disconnects. (ON and OFF positions should be clearly labelled)

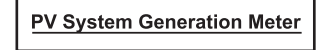
LBL/8  
20 x 60mm  
1 per pack



### LBL/9 Generation Meter Label

For use to identify the generation meter

LBL/9  
10 x 60mm  
1 per pack



### LBL/15 Fire & Rescue Notification Label

For use to notify that a PV system is installed on the roof (located next to the suppliers' cut-out in the building)

LBL/15  
100 x 100 mm  
1 per pack

