


Rolls

FLOODED DEEP CYCLE BATTERIES

S-1860



CONTAINER:	High Density Polypropylene
COVER:	High Density Polypropylene
TERMINALS:	2V L-16
HANDLES:	Rope

WEIGHT DRY:	44 kg	96 Lbs.
WEIGHT WET:	59 kg	131 Lbs.
LENGTH:	318 mm	12 1/2 Inches
WIDTH:	181 mm	7 1/8 Inches
HEIGHT:	432 mm	17 Inches

2 VOLTS

CELLS:	53 Plates/Cell	1 Cell
SEPARATOR THICKNESS:	2 mm	0.061 Inches
GLASS MAT INSULATION:	1 mm	0.02 Inches
ELECTROLYTE RESERVE: ABOVE PLATES	57 mm	2.25 Inches

PLATE HEIGHT:	293 mm	11.550 Inches
PLATE WIDTH:	143 mm	5.625 Inches
THICKNESS (POSITIVE):	4.32 mm	0.170 Inches
THICKNESS (NEGATIVE):	3.05 mm	0.120 Inches

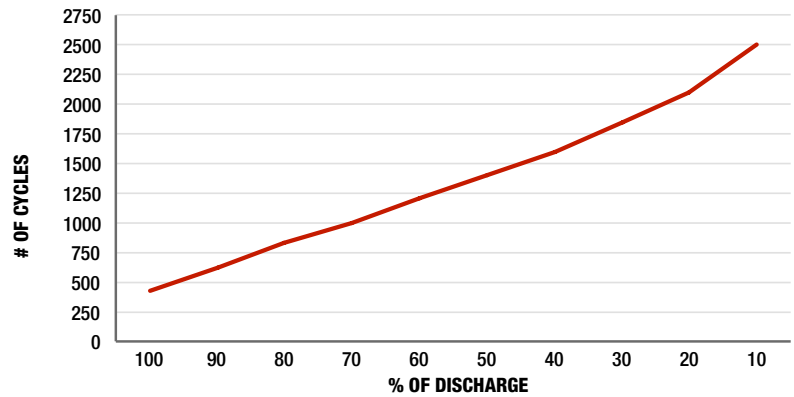


COLD CRANK AMPS (CCA):	0°F / -17.8°C	3307
MARINE CRANK AMPS (MCA):	32°F / 0°C	4133
RESERVE CAPACITY (RC @ 25A):		3026 Minutes

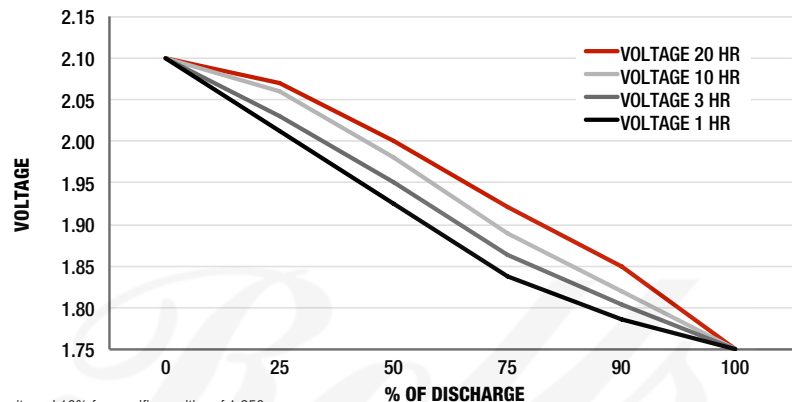
CAPACITY **1445 AH**

HOURLY RATE:	SPECIFIC GRAVITY	CAPACITY / AMP HOUR	CURRENT / AMPS
@ 100 HOUR RATE	1.280	1869	18.69
@ 72 HOUR RATE	1.280	1769	24.57
@ 50 HOUR RATE	1.280	1688	33.76
@ 24 HOUR RATE	1.280	1489	62.04
@ 20 HOUR RATE	1.280	1445	72.25
@ 15 HOUR RATE	1.280	1358	90.55
@ 12 HOUR RATE	1.280	1287	107.25
@ 10 HOUR RATE	1.280	1229	122.90
@ 8 HOUR RATE	1.280	1156	144.50
@ 6 HOUR RATE	1.280	1069	178.17
@ 5 HOUR RATE	1.280	1011	202.20
@ 4 HOUR RATE	1.280	941	235.25
@ 3 HOUR RATE	1.280	854	284.67
@ 2 HOUR RATE	1.280	738	369.00
@ 1 HOUR RATE	1.280	520	520.00

CYCLE LIFE VS. DEPTH OF DISCHARGE



VOLTAGE VS. DEPTH OF DISCHARGE



Amphère Hour capacity ratings based on specific gravities of 1.280. Reduce capacities 5% for 1.265 specific gravity and 10% for specific gravities of 1.250