

# Required Accessories

To complete system installation, customers will need connectors, cables, and other accessories. Some of these parts may have long lead times, so customers should order the necessary accessories as soon as they finalize their purchase of Aquion batteries. Most accessories can be purchased through Amphenol distributors: [http://www.amphenol-sine.com/Distributors\\_c\\_108.html](http://www.amphenol-sine.com/Distributors_c_108.html). Equivalent parts from other manufacturers are available as noted.

## S30-0080 REQUIRED ACCESSORIES (Per battery stack)


### Terminal Connectors

2 Terminal Connectors	
 <p><b>1 male connector</b> Amphenol H4 PV Panel Connector, Male, P/N H4CMC4DI</p>	<p>+</p>  <p><b>1 female connector</b> Amphenol H4 PV Panel Connector, Female, P/N H4CFC4DI</p>

**OR**

1 Mated Male/Female Pair
 <p>Amphenol H4 PV Panel Connector, Mated Pair, P/N H4CPC4DI</p>


### Lifting Eye (For lifting stacks with a crane or hoist)

1 Lifting Eye
 <p>McMaster-Carr, Heavy Duty Steel Oval Eye Nut, 5/8"-11 Thread Size, P/N 3274T43</p>

**OR**



1 Lifting Eye
 <p>Chicago Hardware &amp; Fixture Company, Heavy Duty Stock Eye Nut, 5/8"-11 Tap Size, P/N 17265 3</p>

**OR**

1 Lifting Eye
 <p>Any 5/8"-11 lifting eye nut of appropriate load-bearing capacity</p>

## M110-LS83 REQUIRED ACCESSORIES (Per battery module)




### Terminal Connectors

2 Terminal Connectors	
 <p><b>1 negative terminal connector</b> Amphenol RADLOK Tubular Connector Black, P/N RLO-100-1-xxBK "xx" refers to cable size, determined by your installation.</p>	<p>+</p>  <p><b>1 positive terminal connector</b> Amphenol RADLOK Tubular Connector Red, P/N RLO-100-1-xxRE "xx" refers to cable size, determined by your installation.</p>

### Power Cordset

1 Cordset
 <p>Amphenol 4-pin miniBOSS Cordset, P/N MN47A4AC01Mxxx Straight connectors shown. Your installation may require 90° connectors. "xxx" is cable length, determined by your installation.</p>

**OR**

1 Cordset - Build Your Own		
 <p><b>1 Male, 5-Pole Connector</b> Molex Brad® Mini-Change® Field Attachable, Male Connector, 5-Pole, Cable Range: 5.08-11.43mm Outside Diameter with External Threads, P/N 130017-0029</p>	<p>+</p>  <p><b>Cabling</b> Not specified; varies by installation</p>	<p>+</p>  <p><b>1 Female, 5-Pole Connector</b> Molex Brad® Mini-Change® Field Attachable, Female Connector, 5-Pole, Cable Range: 5.08-11.43mm Outside Diameter with Internal Threads, P/N 130017-0023</p>




### Power Supply

See Installation & Operation Manual for specifications.

### Communications Cordset (One included with each battery module: Amphenol DeviceNet Thick Patch Cable, 2-m, 90°/90°.)

1 Cordset
 <p>Amphenol DeviceNet Thick Patch Cable, P/N MN57B4BD01Mxxx 90° connectors shown. Your installation may require straight connectors. "xxx" is cable length, determined by your installation.</p>

**OR**

1 Cordset - Build Your Own		
 <p><b>1 Male, 4-Pole DeviceNet Connector</b> Molex Brad® Mini-Change® Field Attachable, Male Connector, 4-Pole, Cable Range: 5.08-11.43mm Outside Diameter with External Threads, P/N 130017-0020</p>	<p>+</p>  <p><b>Cabling</b> Not specified; varies by installation</p>	<p>+</p>  <p><b>1 Female, 4-pole DeviceNet Connector</b> Molex Brad® Mini-Change® Field Attachable, Female Connector, 4-Pole, Cable Range: 5.08-11.43mm Outside Diameter with Internal Threads, P/N 130017-0015</p>